



**Grades
4-6**



Junior Grades Lesson 3 Handout

Safe Communication Online

Be on the lookout for online charmers

Online charmers aren't very easy to spot because they often look like they're trying to be genuinely nice. They use private information about a person, or how that person is feeling, as an opportunity to gain trust.




Charmer:

Someone with a fun personality, who may come across as cool and friendly, but usually uses their charm to control others.

Keep in mind that charmers often:

- Find someone they think they can take advantage of, they will begin by trying to become your friend. Charmers usually start by asking simple questions about a person, then get more personal.
- Compliment or claims to like the same things as you, or offer to buy you things, remember this is just a trick!
- Try to get kids to feel safe enough to meet them in person, join them in a private video chat, or send the charmer pictures.

If you think you are potentially interacting with a charmer, remember to:

		
<p>STOP</p> <p>Stop speaking with the Charmer right away! You don't need to tell the charmer you're no longer going to answer or give them any sort of explanation.</p>	<p>BLOCK</p> <p>Block the charmer, but don't delete the messages they sent. Share those messages with a parent/guardian or trusted adult.</p>	<p>TALK</p> <p>Talk to a parent/guardian or trusted adult immediately.</p>

Using the information you learned today, create a poster to remind yourself, or teach others about communicating safely online!

